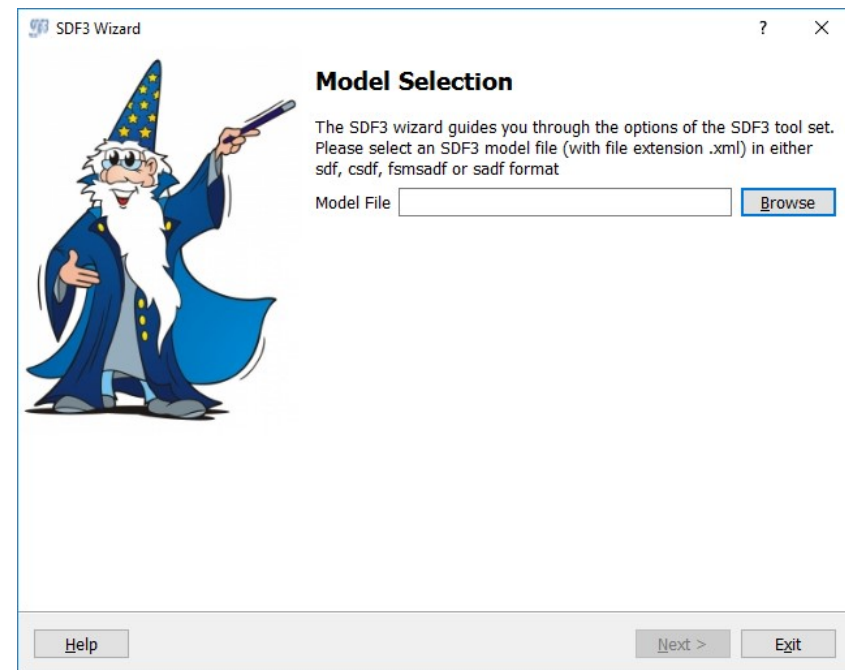


SDF3 Wizard

- Simple GUI around SDF3 command-line tools
 - Guides user in creating valid SDF3 commands
 - Executes SDF3 commands by calling SDF3 command-line tools
 - Pre-compiled packages available for Windows, Linux (and MacOS)
 - SDF3 is however not yet available for MacOS...
 - Sources available under LGPLv3
- Supports SDF, CSDF, SADF and FSM-SADF file formats
 - Supports Analysis, Transformation (with same file format), Conversion (between file formats), Verification and Print (non-SDF3 file formats)
 - Flow (MPSoC mapping) and Generate (model generation) tools are not covered

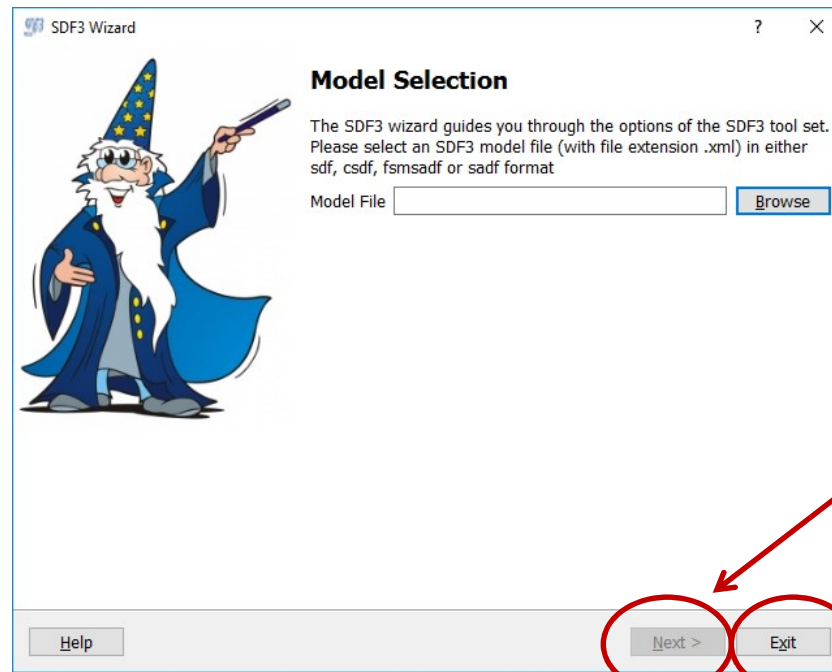


Installation & Use

- Unzip .zip archive at a preferred location XXX
 - Windows
 - Double click on sdf3wizard.exe at location XXX
 - Linux
 - Execute ./run.sh from command prompt at location XXX
 - MacOS
 - Double click on application bundle (sdf3wizard.app)
- Note: SDF3 Wizard will use XXX as default output location when executing an SDF3 command that involves creating files

Model Selection

- SDF3 Wizard
 - Requires SDF3 model file with extension .xml
 - Checks whether file is formatted conform supported formats
- File format impacts possible options on subsequent pages

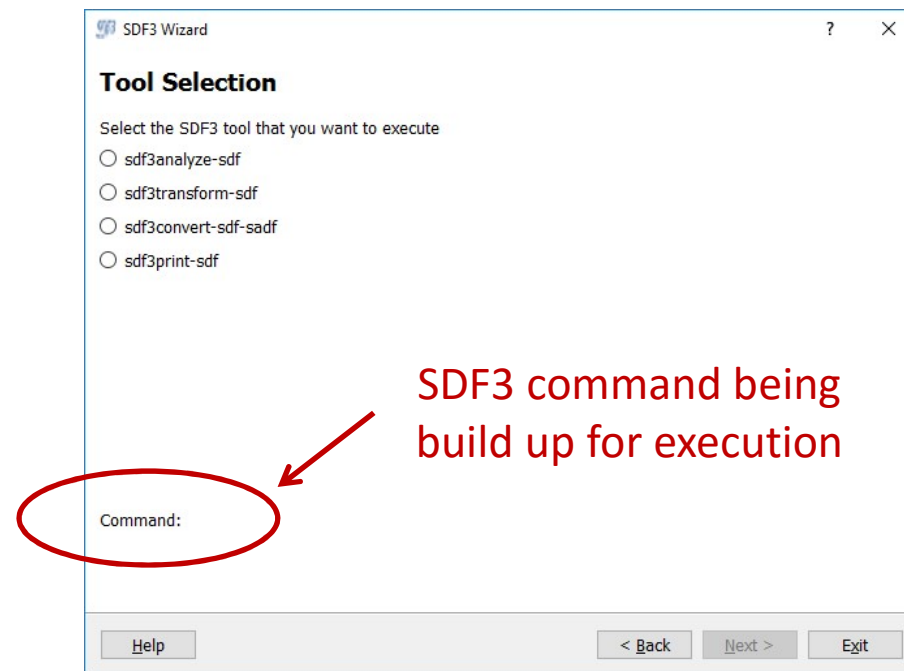


Accept your choices
and go to next page

Closes
SDF3 Wizard

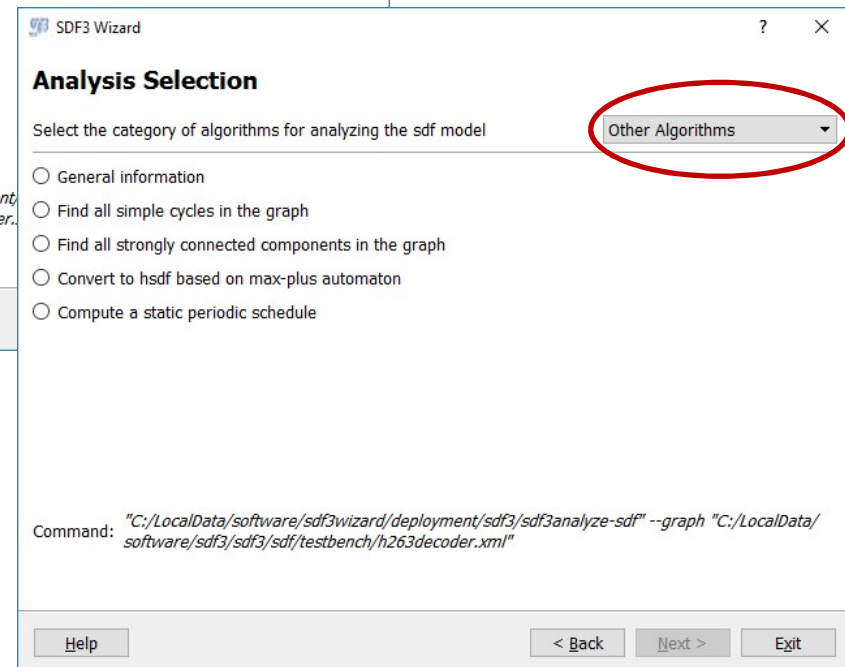
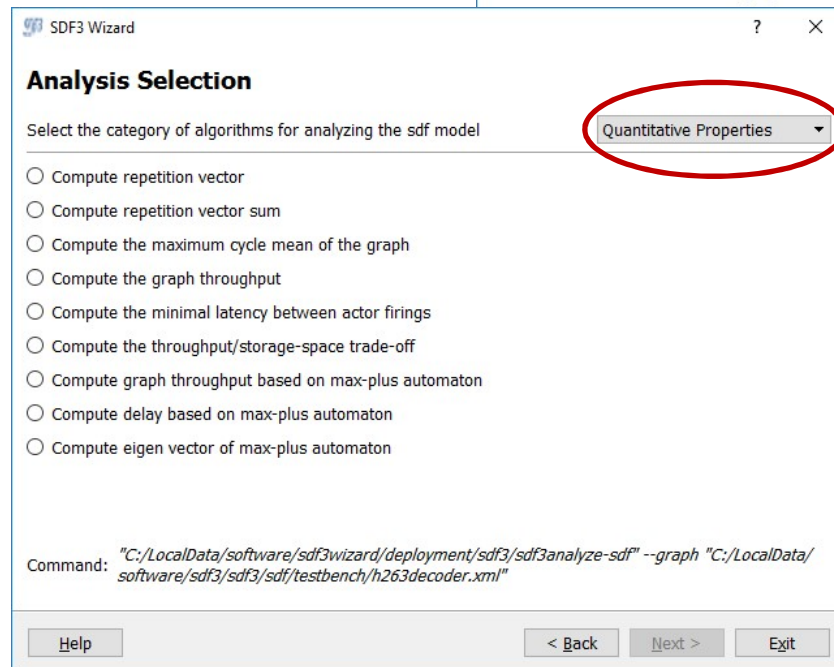
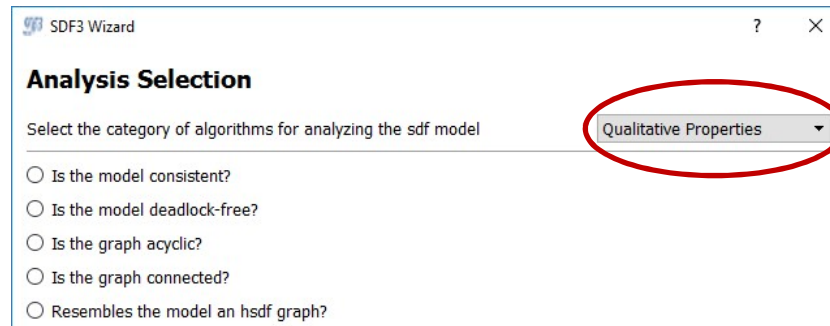
Supported SDF Tools

- sdf3analyze-sdf – primarily analysis of many qualitative and quantitative properties
- sdf3transform-sdf – graph transformations (including transformation to HSDF)
- sdf3convert-sdf-sadf – conversion to SADF format
- sdf3print-sdf – conversion to several non-SDF3 formats



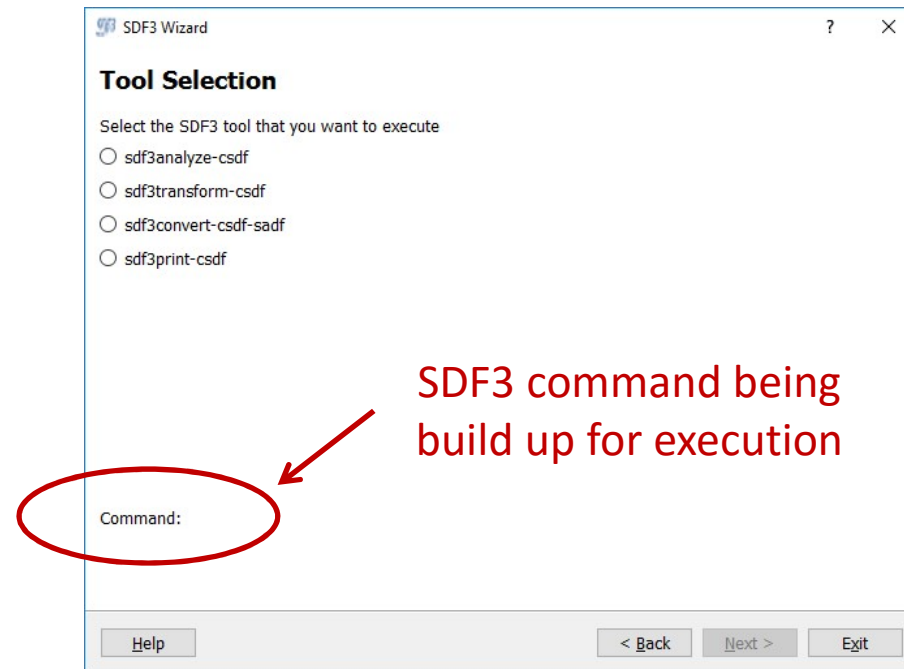
SDF Analysis

- Select between qualitative properties, quantitative properties or other algorithms



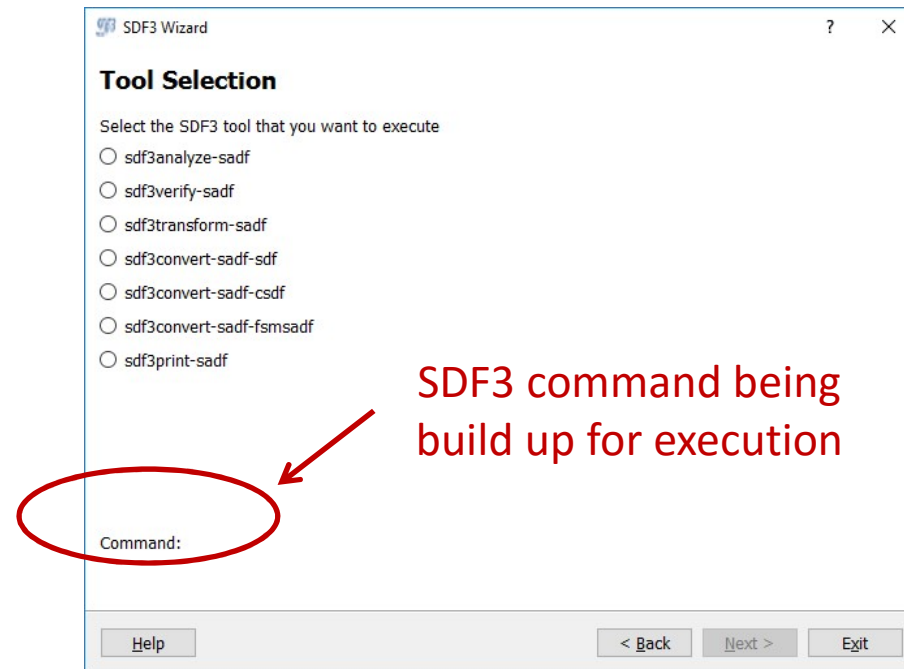
Supported CSDF Tools

- sdf3analyze-csdf – analysis of few qualitative and quantitative properties
- sdf3transform-csdf – conversion to FSM-SADF format
- sdf3convert-csdf-sadf – conversion to SADF format
- sdf3print-csdf – conversion to several non-SDF3 formats



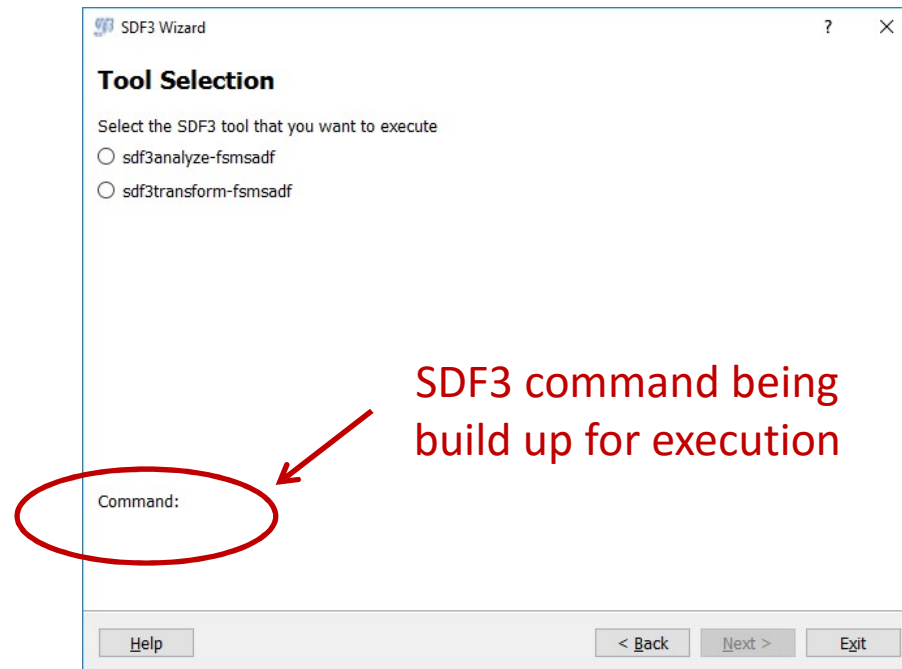
Supported SADF Tools

- sdf3analyze-sadf – analysis of quantitative properties
- sdf3verify-sadf – analysis of qualitative properties
- sdf3transform-sadf – graph transformations
- sdf3convert-sadf-sdf – conversion to SDF format (if applicable)
- sdf3convert-sadf-csdf – conversion to CSDF format (if applicable)
- sdf3convert-sadf-fsmsadf – conversion to FSM-SADF format (if applicable)
- sdf3print-sadf – conversion to non-SDF3 formats



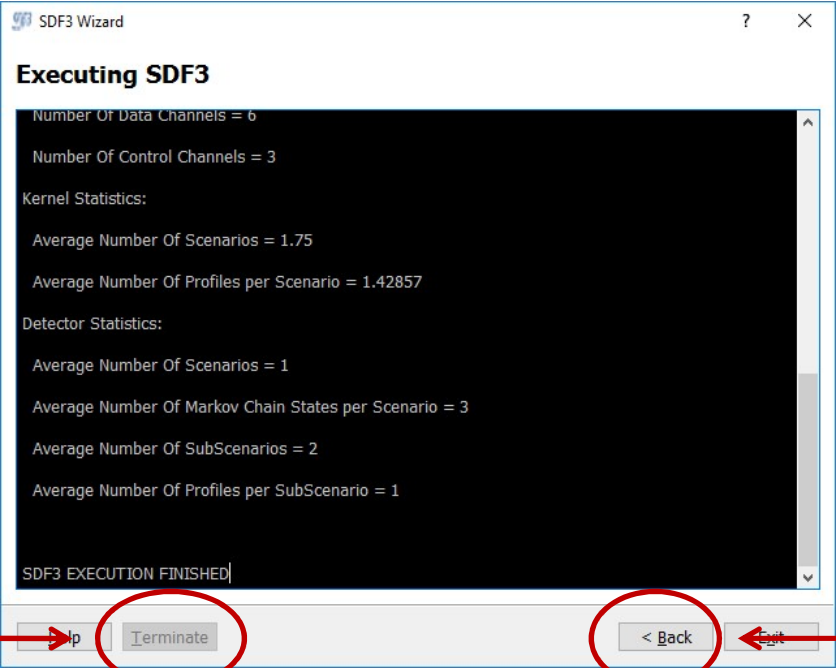
Supported FSM-SADF Tools

- sdf3analyze-fsmsadf
 - Analysis of qualitative and quantitative properties
 - Some graph transformations
- sdf3transform-fsmsadf – More graph transformations



SDF3 Execution

- SDF3 execution starts on entering page
 - Error “SDF3 EXECUTION FAILED TO START” → SDF3 command not found
 - Error “SDF3 CRASHED” → SDF3 failed to execute correctly (e.g., it ran out of memory)
 - Notification “SDF3 EXECUTION FINISHED” → SDF3 executed successfully
- Note: SDF3 gives XML related errors if XML schemas cannot be accessed through internet



The screenshot shows the 'SDF3 Wizard' application window with the title 'Executing SDF3'. The main content area displays the following statistics:

- Number Of Data Channels = 6
- Number Of Control Channels = 3
- Kernel Statistics:
 - Average Number Of Scenarios = 1.75
 - Average Number Of Profiles per Scenario = 1.42857
- Detector Statistics:
 - Average Number Of Scenarios = 1
 - Average Number Of Markov Chain States per Scenario = 3
 - Average Number Of SubScenarios = 2
 - Average Number Of Profiles per SubScenario = 1

At the bottom of the window, the text 'SDF3 EXECUTION FINISHED' is visible. Below the main content area, there are three buttons: 'Terminate', '< Back', and 'Exit'. The 'Terminate' and '< Back' buttons are circled in red. Red arrows point from the 'Terminate' button to the text 'Prematurely terminates SDF3 execution' and from the '< Back' button to the text 'Go back to previous page'. The 'ModelTech' logo is centered at the bottom of the slide.